

Community Health Assessment Survey Results

January 15, 2020

Marissa Mortiboy



PATIENT REPORT SCHEDULE

	7AM	8AM	9AM	10AM	11AM	12PM	1PM	2PM	3PM	4PM	5PM	6PM	7PM
BP													
HR													
Temp													
Resp													
Weight													
Diets													
Med													
Lab													
Other													

PATIENT MEDICATION SCHEDULE

	0800	0900	1000	1200	1300	1600
Med						
Dose						
Time						











...to indicate how much...

Excellent



27 28 29 30 31 32 33 34 35 36 37 38 39



247 volunteers
(both surveys)

May-September 2019

Thank You!



Largest Number of Surveys Ever Completed

424

189



What Surveyors Like about Durham County Wide



What Surveyors Like about Durham Hispanic/Latinx



Key Themes



SOCIAL DETERMINANTS OF HEALTH

KNOW WHAT AFFECTS HEALTH

Discrimination and Racism County Wide

discrimination noun

 Save Word

dis·crim·i·na·tion | \ di-,skri-mə-'nā-shən  \

Definition of *discrimination*

- a** : prejudiced or prejudicial outlook, action, or treatment
// racial discrimination
- b** : the act, practice, or an instance of discriminating categorically rather than individually
- 2** : the quality or power of finely distinguishing
*// the film viewed by those with *discrimination**
- 3 a** : the act of making or perceiving a difference : the act of discriminating
*// a bloodhound's scent *discrimination**

**In Past 12 Months, Upset as
a Result of How They Were
Treated Based on Their Race
or Ethnicity by Race and
Ethnicity**

Black- 35.4%

Latinx- 49.9%

White- 7.6%

Discrimination and Racism

Hispanic/Latinx

discrimination noun

 Save Word

dis·crim·i·na·tion | \ di-,skri-mə-'nā-shən  \

Definition of *discrimination*

- 1 **a** : prejudiced or prejudicial outlook, action, or treatment
// racial discrimination
- b** : the act, practice, or an instance of discriminating categorically rather than individually
- 2 : the quality or power of finely distinguishing
// the film viewed by those with discrimination
- 3 **a** : the act of making or perceiving a difference : the act of discriminating
// a bloodhound's scent discrimination

**In Past 12 Months, Upset
as a Result of How They
Were Treated Based on
Their Race or Ethnicity**

24.9%

Access to Care County Wide



Personal Doctor or Health Care Provider by Race and Ethnicity

Black- 82.9%

Latinx- 50.8%

White- 82.9%

Access to Care Hispanic/Latinx



**Personal Doctor or
Health Care Provider**

42.4%

Access to Care County Wide



Lapse in Health Insurance in Past 12 Months by Race and Ethnicity

Black- 21.5%

Latinx- 9.6%

White- 8.8%

Access to Care Hispanic/Latinx



**Lapse in Health
Insurance in Past 12
Months**

46.4%

Reasons for Access to Care Disparities

The disparity in access to care is influenced by factors such as:

- Cost of insurance
- Employment status
- Immigration status
- Treatment by health care system

Food Insecurity County Wide



**In Past 12 Months Cut
the Size of a Meal
Sometimes or
Frequently Due to Cost
by Race and Ethnicity**

Black- 14.9%

Latinx- 12.6%

White- 6.6%

Food Insecurity Hispanic/Latinx



**In Past 12 Months
Cut the Size of a Meal
22.8%**

Reasons for Food Insecurity Disparities

The disparity in food access is influenced by factors such as:

- Poverty
- Income
- Employment

Housing County Wide



Home Ownership by Race and Ethnicity

Black- 50.1%

Latinx- 49.6%

White- 73.6%

Housing Hispanic/Latinx



Home Ownership

14.9%

How Housing Impacts Health County Wide




“It supports my health because of access to healthy foods”

“Good, nice and quiet area. Reduces my stress”

“the apartment has roaches, sleep schedule upset by upstairs neighbors”

How Housing Impacts Health Hispanic/Latinx



“a peaceful neighborhood helps promote healthy mindset”

“the mold was impacting my health and rain comes into the house”

“quite a bit (positive), the place you live affects you a lot”

Reasons for Housing Disparities


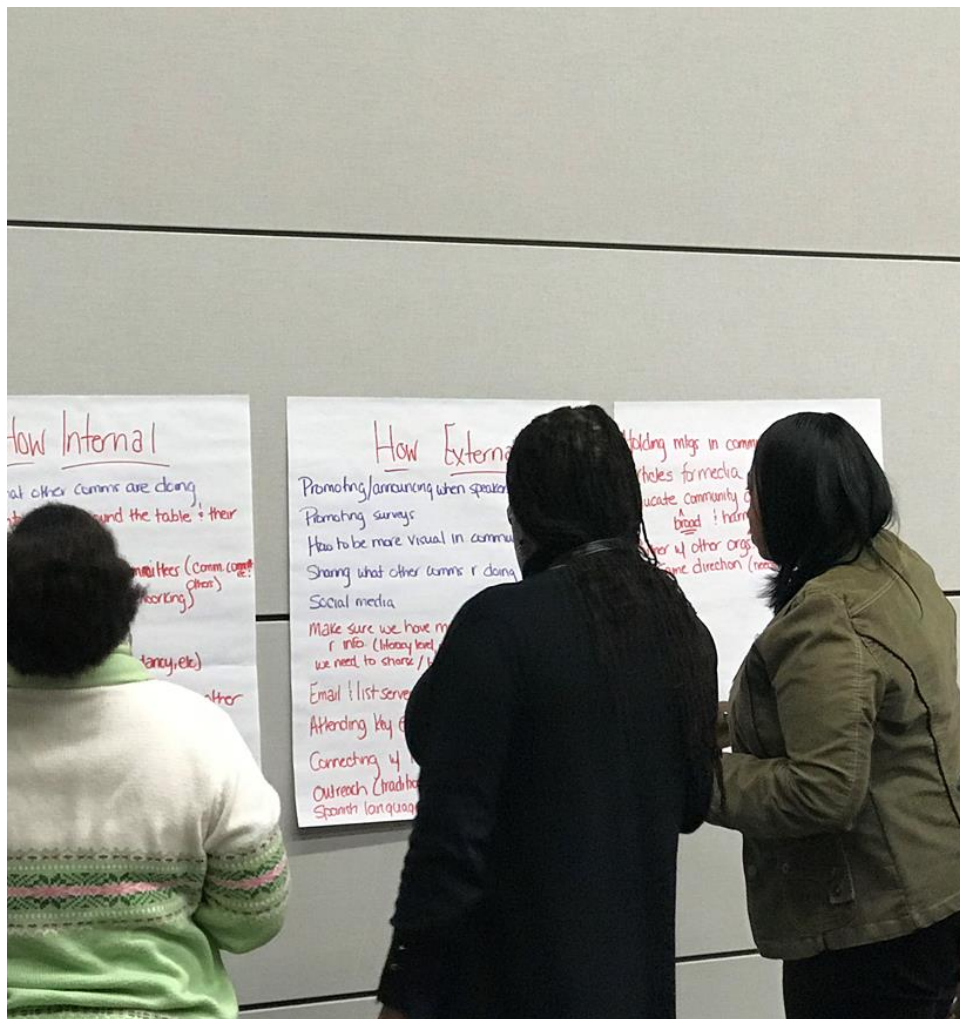
The disparity in housing is influenced by factors such as:

- Historical policies such as redlining
- Poverty
- Gentrification

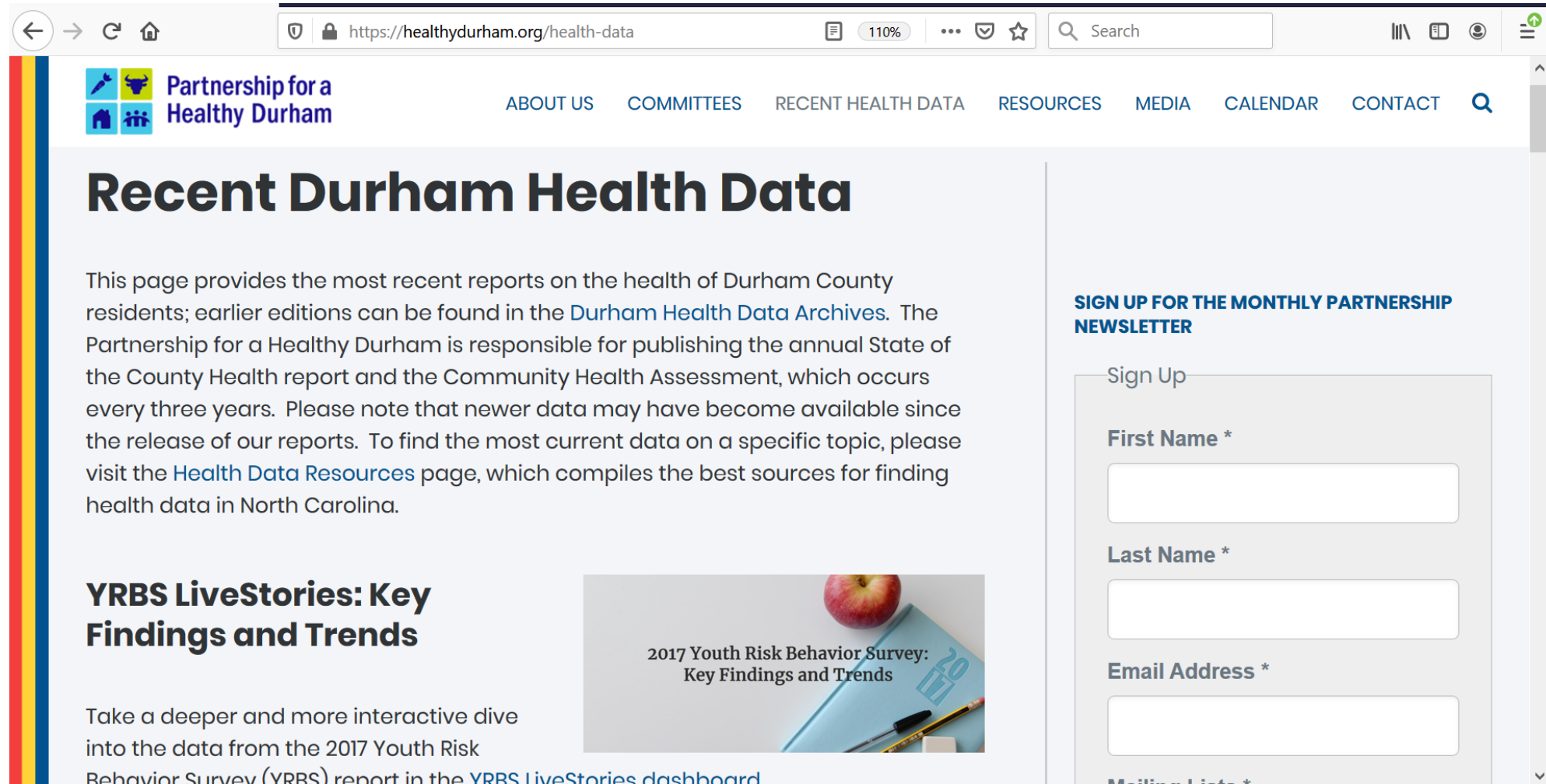
Opportunities for Action



Opportunities for Action



Where to Find Data



The screenshot shows a web browser displaying the website for the Partnership for a Healthy Durham. The browser's address bar shows the URL <https://healthydurham.org/health-data>. The website's navigation menu includes links for ABOUT US, COMMITTEES, RECENT HEALTH DATA, RESOURCES, MEDIA, CALENDAR, and CONTACT. The main heading is "Recent Durham Health Data". Below this heading is a paragraph of text explaining that the page provides the most recent reports on the health of Durham County residents and directing users to the Durham Health Data Archives and Health Data Resources page. To the right of the main text is a sign-up form for the "MONTHLY PARTNERSHIP NEWSLETTER" with fields for First Name, Last Name, and Email Address. Below the main text is a section titled "YRBS LiveStories: Key Findings and Trends" with a sub-heading "2017 Youth Risk Behavior Survey: Key Findings and Trends" and a small image of a red apple on a blue notebook. The text below this section invites users to take a deeper dive into the 2017 YRBS report.

Partnership for a Healthy Durham

ABOUT US COMMITTEES RECENT HEALTH DATA RESOURCES MEDIA CALENDAR CONTACT

Recent Durham Health Data

This page provides the most recent reports on the health of Durham County residents; earlier editions can be found in the [Durham Health Data Archives](#). The Partnership for a Healthy Durham is responsible for publishing the annual State of the County Health report and the Community Health Assessment, which occurs every three years. Please note that newer data may have become available since the release of our reports. To find the most current data on a specific topic, please visit the [Health Data Resources](#) page, which compiles the best sources for finding health data in North Carolina.

YRBS LiveStories: Key Findings and Trends

2017 Youth Risk Behavior Survey: Key Findings and Trends

Take a deeper and more interactive dive into the data from the 2017 Youth Risk Behavior Survey (YRBS) report in the [YRBS LiveStories dashboard](#)

SIGN UP FOR THE MONTHLY PARTNERSHIP NEWSLETTER

Sign Up

First Name *

Last Name *

Email Address *

Mobile List *

Questions?

Marissa Mortiboy
mmortiboy@dconc.gov
919-560-7833